



SIDE SLIDING DOORS

www.thegaragedoorcentre.co.uk

The Garage Door Centre

01933 229135



The advantages of side sliding door:

- modern look – attractive curb appeal
- side opening – open as much as you need and save time and energy
- choose opening direction for your convenience





For fast and convenient operation Side Sliding Doors for double garages can be made of two 'leaves'. Big variety of panel designs, colours and possibility to choose any RAL colour lets you fulfill the most complex ideas.

Smooth surface panels comes with modern 'Stainless steel', 'Copper', 'Grey anthracite' and 'Deep matt' finish coatings. 'Metallic' or 'Pearl' finish coatings on smooth surface panels can give stunning effect. For contemporary and vivid look you can choose stainless steel windows and appliqué. Custom designs available.

For contemporary and vivid look you can choose stainless steel windows and appliqué. Custom designs available.





For convenient use doors are compatible with all standard garage door operators. With remote handset you can open and close door safely without leaving your car or bike.



“Premium” lock for manually operated doors. Easy to use, robust and safe.





SLICK



TOPRIB



MIDRIB



MIDRIB



MICRORIB



WOODGRAIN



RIBBED




RIBBED



CASSETTE



CASSETTE



Smooth



Woodgrain



Stucco



Other painted colours similar to RAL palette




Deep Matt similar RAL 7016




Golden Oak woodgrain




Old Oak woodgrain




Dark Oak woodgrain




Mahogany woodgrain



Deep Matt similar RAL 7016




Golden Oak smooth



Old Oak smooth



Light Oak smooth



Walnut smooth



Deep Matt similar RAL 9006











2

6

7

1

8

3

4

5

1



Heavy duty aluminium guiding rails and twin roller carriages ensures smooth and reliable door operation.

5



Low threshold aluminium profile provides perfect water drainage, smooth passage and easy maintenance.

2



Optional electric operator for your additional convenience.

6



Aluminium hardware, top carriage and no spring system provides quiet and easy operation.

3



Optional luxury lock for a manually operated sliding door.

7



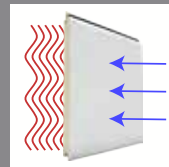
Low headroom lintel profile for side sliding doors.

4



Brush seals along all perimeter.

8



40 cm thick insulated sandwich panels ensure thermal and acoustic insulation.

www.ryterna.eu

